STRICKLAND
METALS LIMITED

Growing Rogozna Into A Tier One Gold Project

Corporate Presentation

February 2026

ASX Code: STK

Disclaimer

STRICKLAND METALS LIMITED

The information contained in the Presentation (Information) is a summary only and should be read in conjunction with any oral briefing and all other documents provided to you by the Strickland Metals Limited (Company). The Information is current as at the date of its release and the Company does not undertake to provide any additional or updated information, whether as a result of new information, future events or results or otherwise.

The material in this presentation contains certain forecasts and forward-looking information, including regarding possible or assumed future performance or potential growth of the Company. Such information is not a guarantee of future performance and involves unknown risks and uncertainties, as well as other factors, many of which are beyond the control of the Company. Actual results and developments may differ materially from those expressed or implied by these forward-looking statements depending on a variety of factors.

No representation or warranty, expressed or implied, is made or given by or on behalf of the Company, any of the Company's directors, or any other person as to the accuracy or completeness or fairness of the information or opinions contained in this presentation and no responsibility or liability is accepted by any of them for such information or opinions or for any errors, omissions, misstatements, negligent or otherwise, or for any communication written or otherwise, contained or referred to in this presentation.

Accordingly, neither the Company nor any of the Company's directors, officers, employees, advisers, associated persons or subsidiary undertakings shall be liable for any direct, indirect or consequential loss or damage suffered by any person as a result of relying upon the statement or as a result of any admission in, or any document supplied with, this presentation or by any future communications in connection with such documents and any such liabilities are expressly disclaimed.

Nothing in this material should be construed as either an offer to sell or a solicitation of an offer to buy or sell securities.

Recipients should conduct their own investigations and perform their own analysis in order to satisfy themselves as to the accuracy and the completeness of the information, statements and opinions contained.

By receiving the Presentation, you acknowledge and represent to the Company that you have read, understood and accepted the terms of this disclaimer. This Presentation is not a prospectus, product disclosure statement or other offering document under Australian law or any other law (and will not be lodged with the Australian Securities and Investments Commission (ASIC) or any other foreign regulator) and is not, and does not constitute, an invitation or offer of securities for subscription, purchase or sale in any jurisdiction. In particular, this Presentation does not constitute an invitation or offer of securities for subscription, purchase or sale in the United States or any other jurisdiction in which such an offer would be illegal. The securities referred to in this Presentation have not been, and will not be, registered under the US Securities Act of 1933 as amended or the securities laws of any state or other jurisdiction of the United States and may not be offered or sold, directly or indirectly in the United States.

The presentation has been authorised for release by the Managing Director of the Company.

Corporate Overview

STRICKLAND METALS LIMITED

Board

Anthony McClure	Non-Executive Chairman
Paul L'Herpiniere	Managing Director
Richard Pugh	Non-Executive Director
Dr Jon Hronsky (OAM)	Non-Executive Director
Trent Franklin	Non-Executive Director

ASX trading (ASX: STK)

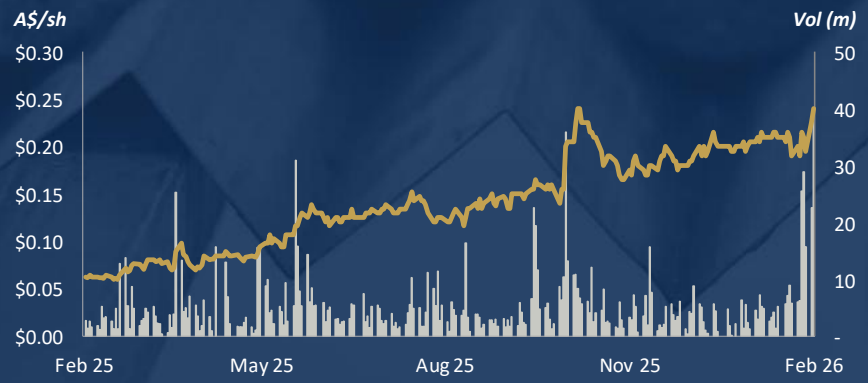

Capital Structure (as of 16 February 2026 unless otherwise stated)

Shares on issue	2,631,868,767
Performance rights (20c, 30c, 50c)[1]	71,300,000
Options (13.5c)	50,000,000
Share Price	A$0.225
Market Capitalisation (Undiluted)	A$592M (US$419M)
Cash	A$68.2M (US$48.3M)[2]
Listed shares (as of 31 Dec 2025)	A$21.6M (US$15.3M)[3]
Top 20	**56.7%**
Board and Management	**3.3%**

Significant Shareholders

ARA V Fund[3]	8.3%
Ibaera Capital Fund 1[3]	8.3%
Jupiter Asset Management	4.1%
Zijin Mining	4.0%
L11 Capital Pty Ltd	3.6%

1. Vesting condition relating to 12,600,000 Performance Rights has been satisfied, being that the Company achieves a 10 day VWAP of at least $0.20. These performance rights can now be converted into fully paid ordinary shares in the Company at the election of the holders at any time prior to their expiry date of 26 August 2027.
2. Includes cash at 31 December 2025 and proceeds of approximately A$51.9m received after costs following A$55m equity raise completed on 11 February 2026. Based on 0.65 AUD:USD.
3. Shares via holding entity ISIHC Ltd.

Strickland Metals – A Rare Opportunity

Rogozna Project JORC Inferred Resources of 8.6Moz AuEq[1] : one of the largest resource bases among ASX-listed gold explorers and growing.

Zijin Mining as strategic investor: World's 3rd largest mining company and largest company operating in Serbia – validates Rogozna as Tier One asset.

70,000m of drilling planned for 2026 at Rogozna: Chasing high value resource growth and targeting new gold-copper discoveries while executing on drilling for delivering PFS.

Heavily oversubscribed $55 million institutional placement[2]: Fully funded to completion of PFS in 1H 2027. Institutional demand highlights growing recognition of Rogozna and The Balkan region.

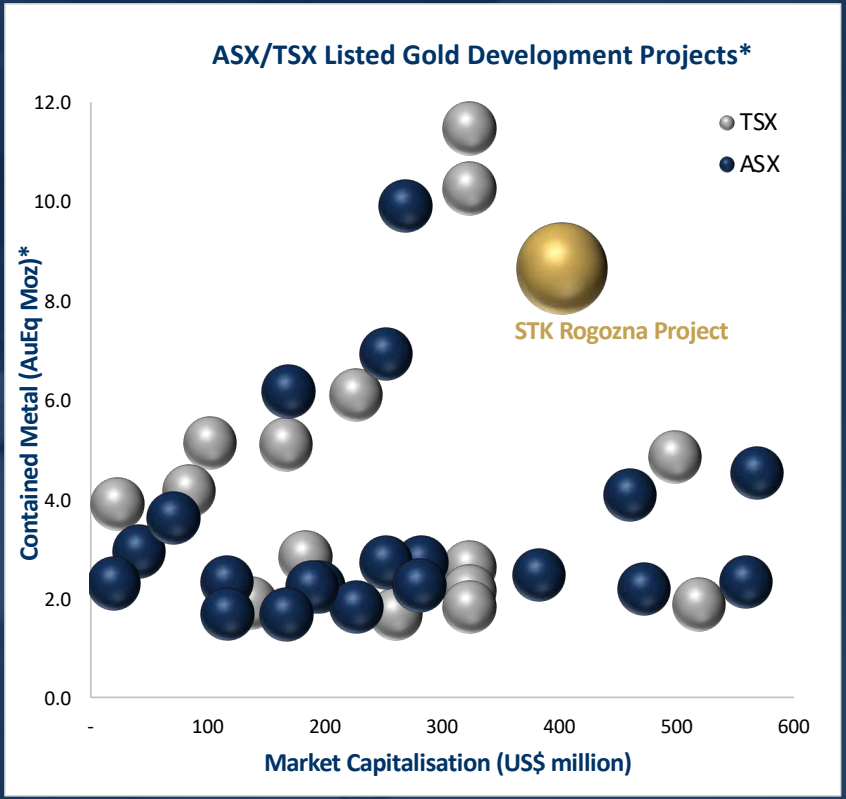

1. Refer to Appendix 1 for further details.
2. Refer to ASX Announcement dated 4 February 2026

Source: S&P Global
*Refer to Appendix 2,3,4 and 5 for further source details regarding peer comparisons.
Market capitalisation as of 11 Feb 2026. Based on 0.65 AUD:USD.

Momentum Growing as Rogozna Gains Traction

STRICKLAND METALS LIMITED

Transformational project with significant upside potential ahead

	July 2024		February 2026
Resource Base	5.4Moz AuEq	+58%	8.6Moz AuEq[1]
Non-Core Asset Realisation	>A$100m value created through sale of WA Assets		
Market Cap	A$175m	+238%	A$592m
Institutional Holding	25%	+13%	38%
New Discoveries[2]	Two discoveries in 15 months		Kotlovi Red Creek

Value Accretion Drivers

Low cost MRE Growth

- Gradina
- Kotlovi
- Shanac
- Red Creek potential

Discovery & Exploration Success

Mining Studies Delivery

Institutional Demand

1. Refer to Appendix 1 for further details.
2. Refer to ASX announcement dated 11 November 2024 and 3 February 2026.

STRICKLAND
METALS LIMITED

Rogozna Overview

Rogozna – In the Land of Giants

STRICKLAND METALS LIMITED

Highly prospective geology

Western Tethyan Belt with multiple giant porphyry-related deposits.

Major miners active in-country

Zijin, Rio Tinto, BHP and Dundee Precious Metals.

Mining in Serbia

2.7% of GDP, strategy to increase contribution over the next decade.

Europe's 3rd largest copper producer.

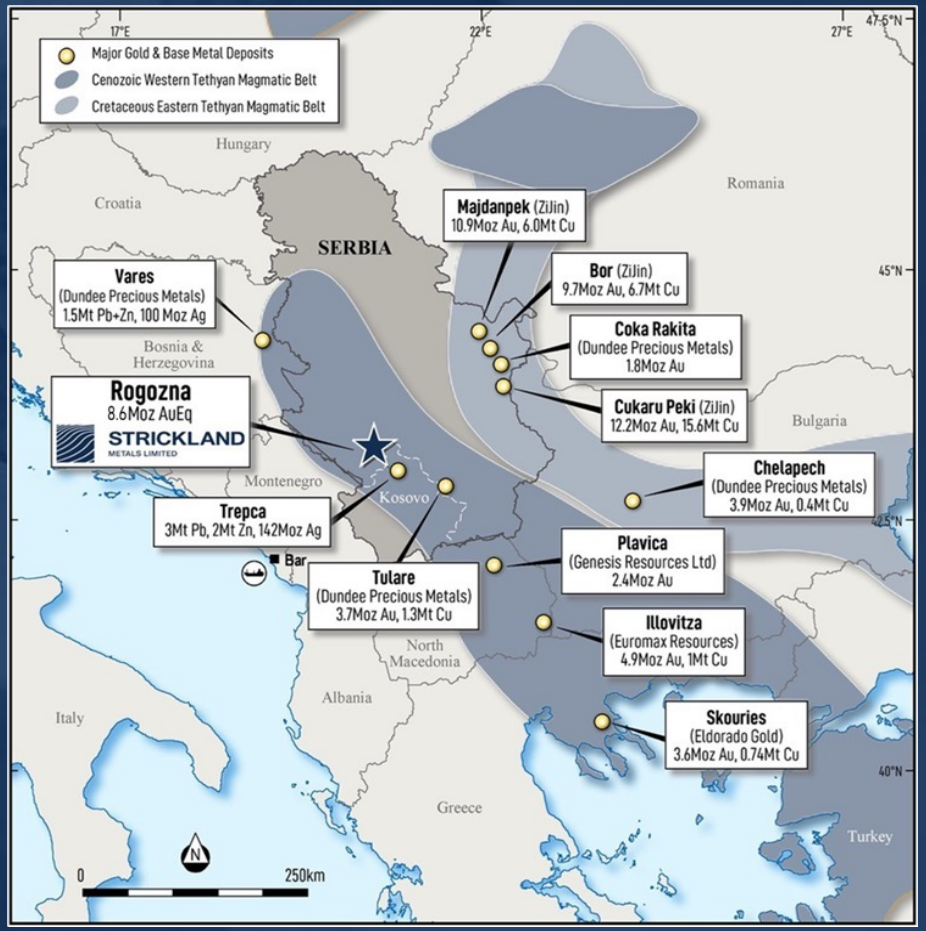

Rogozna Overview

STRICKLAND METALS LIMITED

A massive magmatic mineral system covered by ~184 km^2 of tenure.

Located in the heart of one of Europe's largest historical base metal mining centres – Trepca Mineral District.

Four skarn-hosted gold + base metal deposits and extensive exploration pipeline with >20 targets defined by >160km of drilling.

211Mt @ 1.3g/t AuEq for 8.6Moz AuEq Inferred Resources[1] for the four drill-defined deposits – updated MRE for Shanac remains on track for delivery in late Q1 CY26.

Prospect	Tonnes (Mt)	AuEq (g/t)	Au (g/t)	Cu (%)	Ag (g/t)	Pb (%)	Zn (%)	AuEq (Moz)
Gradina	12	3.0	3.0	-	-	-	-	1.2
Medenovac	21	1.9	0.77	0.27	6.3	0.11	1.54	1.28
Shanac	150	1.1	0.64	0.12	5.8	0.24	0.34	5.30
Copper Canyon	28	0.9	0.40	0.30	-	-	-	0.81
Total[1]	**211**	**1.3**	**0.76**	**0.15**	**4.8**	**0.18**	**0.39**	**8.60**

1. Refer to Appendix 1 for further details.

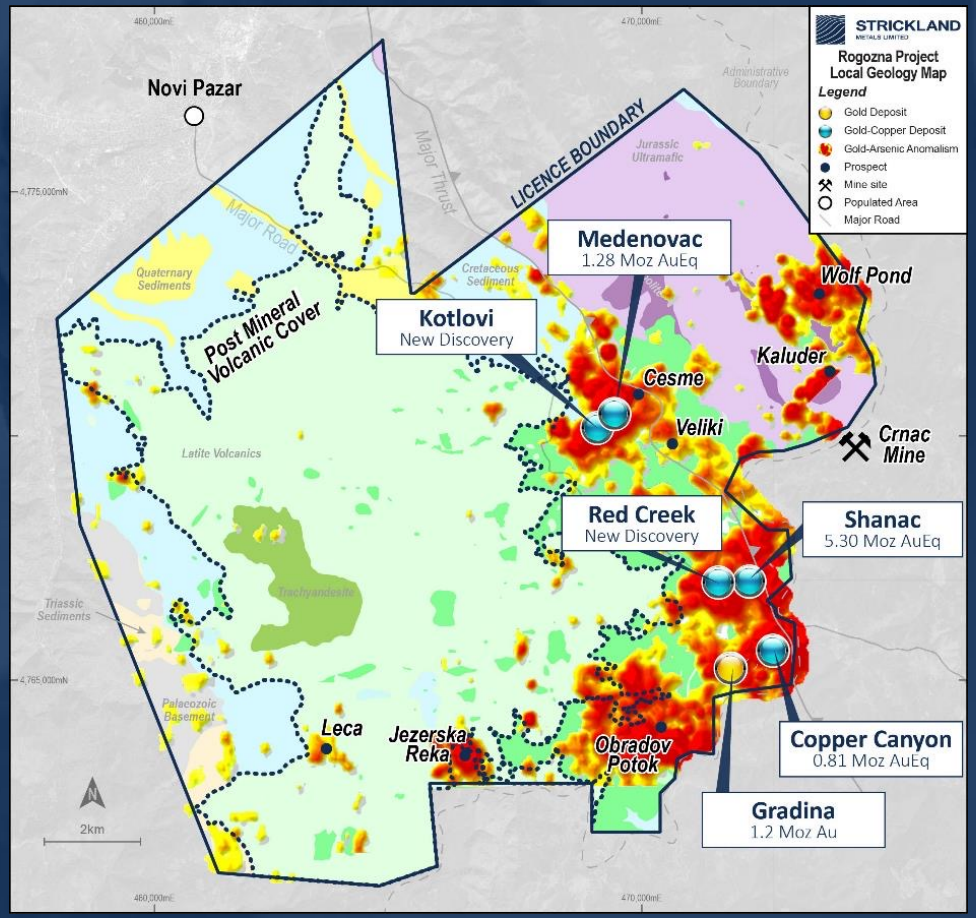

Rogozna Plan View Map with Geology, Geochemistry, Deposits and Prospects

Rogozna Sustainability

STRICKLAND METALS LIMITED

Zlatna Reka Resources - Strickland Metals' 100%-owned Serbian subsidiary

58 permanent employees = >100% increase over 12 months;

- 60% from local communities.
- 31% Female = >50% increase over 12 months.
- 20% of workforce focused on community, environment and cultural heritage.

Operational offices in Raska, Novi Pazar and Belgrade.

- >80% local procurement.

Increased commitment to the support of multiple community initiatives and sustainability projects.

Expanded environmental studies, monitoring and rehabilitation.

ESG Certified with BB rating.



Deposit Overview

Gradina Deposit – 1.2Moz High-Grade Gold System

STRICKLAND METALS LIMITED

12Mt @ 3.0g/t Au for 1.20Moz Au JORC 2012 Inferred Resources[1]

- The highest grade, most gold-dominant deposit at Rogozna.
- Resources constrained by Long Hole Open Stoping UG mining shapes @ $2,500/oz gold price, >1.5g/t Au cut-off grade.
- Significant near-term growth potential with mineralisation open in all directions including the “gap zone”.
- High gold recoveries of ~90% achieved through standard industry flotation processes.[2]

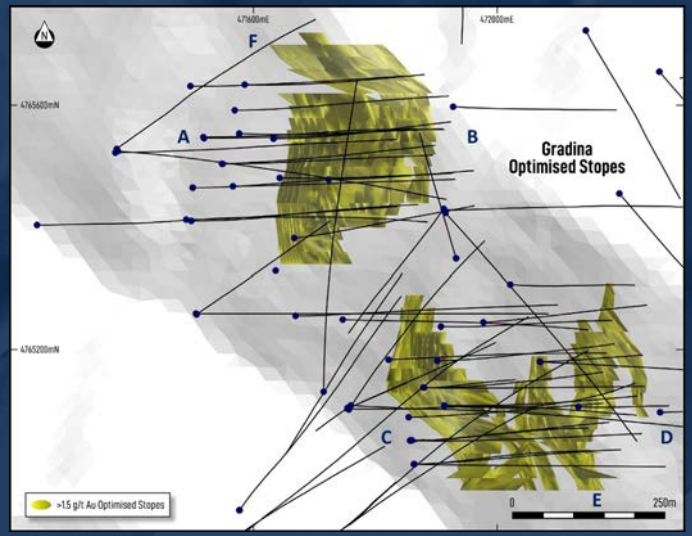

Gradina Plan View

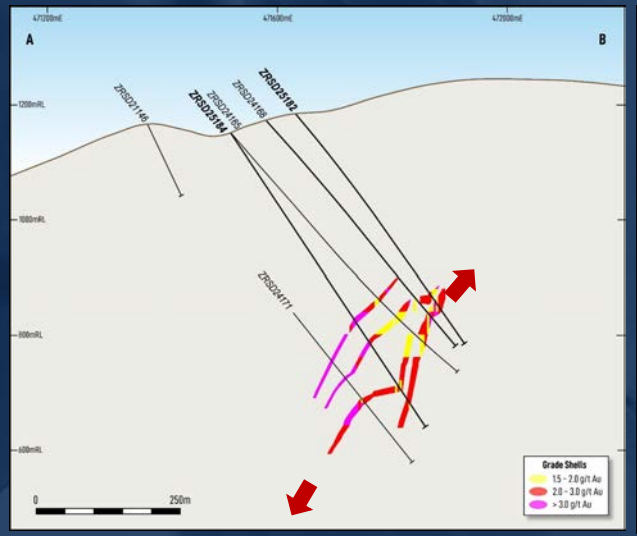

Gradina Cross Section

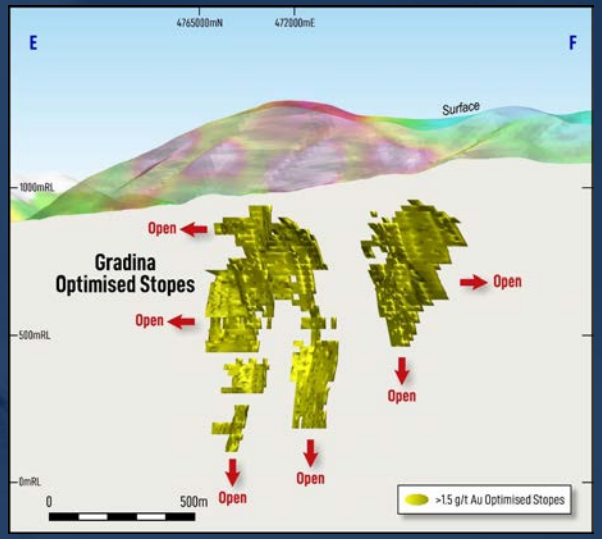

Gradina Long Section

1. Refer to Appendix 1 for further details.
2. See ASX announcement dated 4 November 2024 and 28 July 2025.

Shanac Deposit – 5.3Moz AuEq and Growing

STRICKLAND METALS LIMITED

150Mt @ 1.1g/t AuEq for 5.30Moz AuEq JORC 2012 Inferred Resources[1]

- Includes 32Mt @ 1.8g/t AuEq for 1.85Moz AuEq (>1.2g/t AuEq cut-off grade).
- Resources constrained by Sub Level Cave UG mining shapes @ $US 2,250/oz gold price, >0.6g/t AuEq cut-off grade.
- Growth potential along strike to the north and at depth.

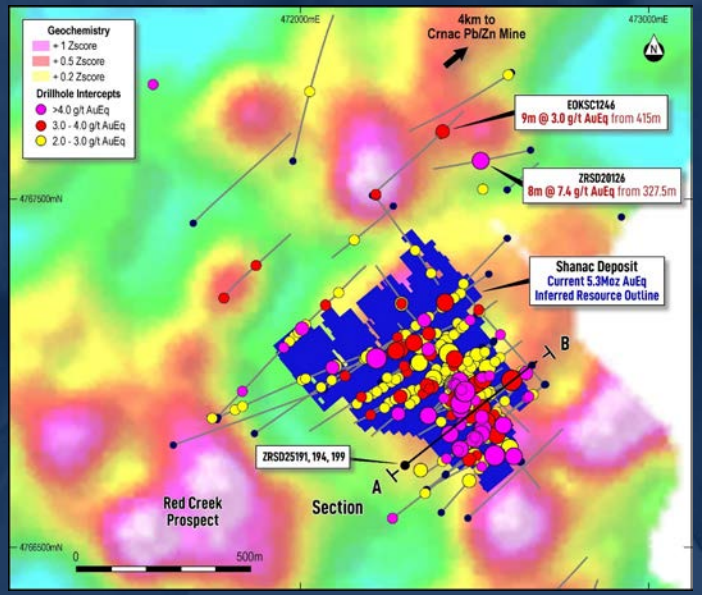

Shanac plan view map

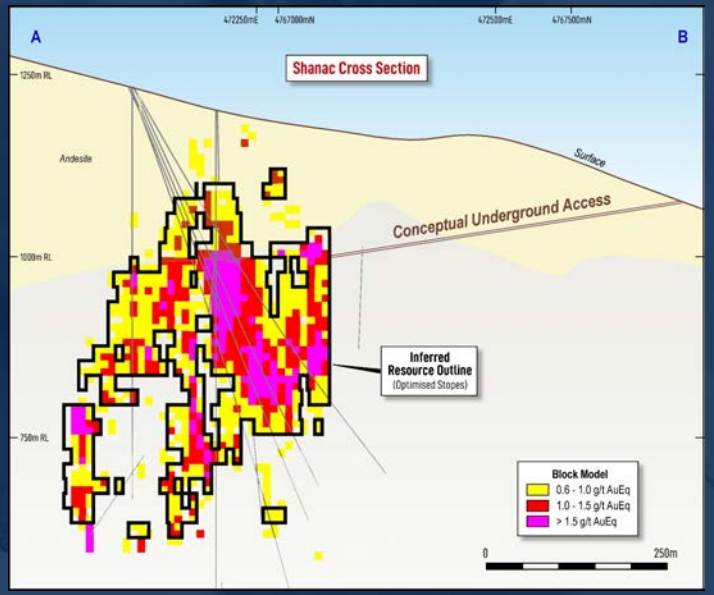

Shanac cross section view, looking north

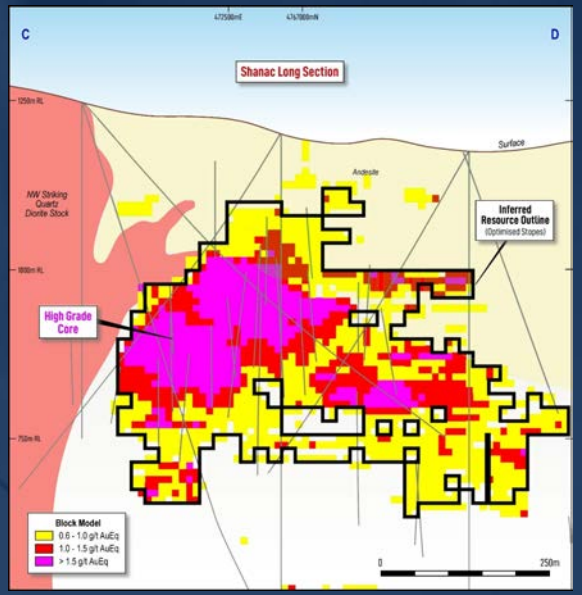

Shanac long section view, looking west

1. Refer to Appendix 1 for further details.

Red Creek – New Discovery 1km from 5.3Moz Shanac Deposit

STRICKLAND METALS LIMITED

High-grade gold and base metals discovery with significant upside potential.

Discovery hole (ZRSD25233) significant intercepts[1]:

- **4.0m @ 4.0g/t AuEq** from 44.0m; and
- **53.0m @ 2.3g/t AuEq** from 514.4m, incl.
- **35.0m @ 3.1g/t AuEq** from 518.4m, incl.
- **15.0m @ 4.0g/t AuEq** from 518.4m, and
- **16.7m @ 2.8g/t AuEq** from 536.7m, and
- **13.3m @ 0.9g/t AuEq** from 658.6m, and
- **4.0m @ 0.8g/t AuEq** from 723.5m.

524.5 to 526.5m – 0.4g/t Au, 1.4% Cu, 0.2% Pb, 0.1% Zn and 15.5g/t Ag (3.3g/t AuEq[2]).

522.0 to 524.5m in ZRSD25233 – 2.8g/t Au, 3.7% Cu, 5.3% Pb, 1.5% Zn and 86.6g/t Ag (13.5g/t AuEq[2]).

540.5 to 542.5m – 1.9g/t Au, 0.3% Cu, 1.1% Pb, 0.8% Zn and 17.3g/t Ag (3.6g/t AuEq[2]).

538.5 to 540.5m – 0.6g/t Au, 0.3% Cu, 1.1% Pb, 7.9% Zn and 13.6g/t Ag (6.0g/t AuEq[2]).

1. Refer to ASX announcement 3 February 2026

Red Creek – Upside Potential

- A very large search space exists at Red Creek – with limited drilling for ~1.5km along strike to the SE, towards Copper Canyon and ~1km of open space laterally to the east towards Shanac.
- Follow-up drilling to be carried out in 2026.

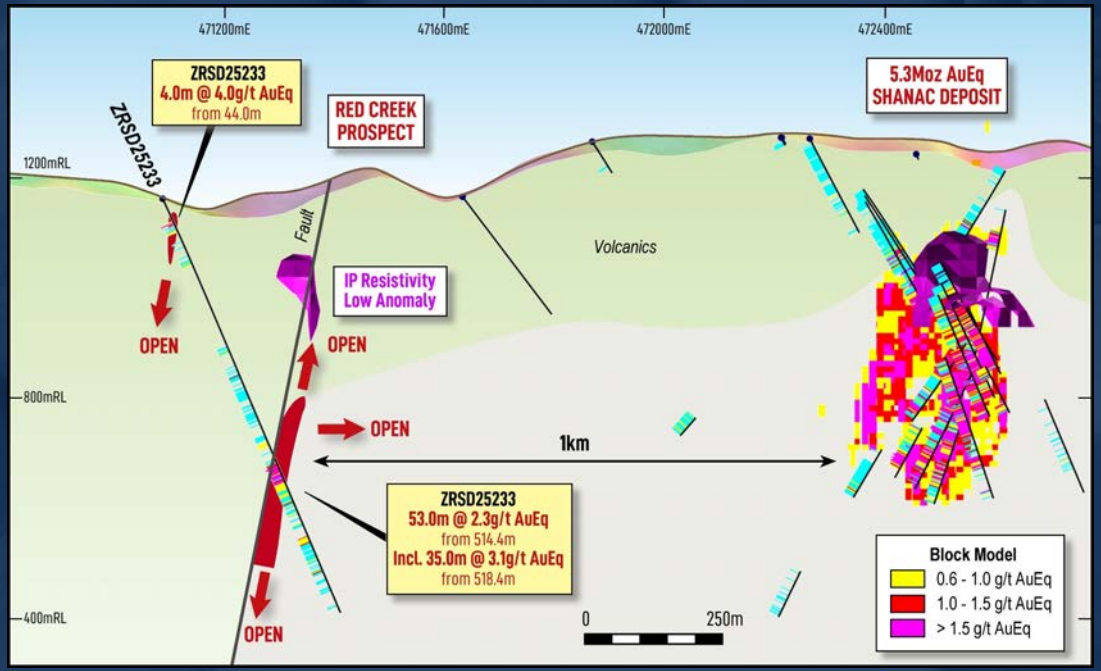

Red Creek to Shanac Cross Section view looking north, 80m view width.

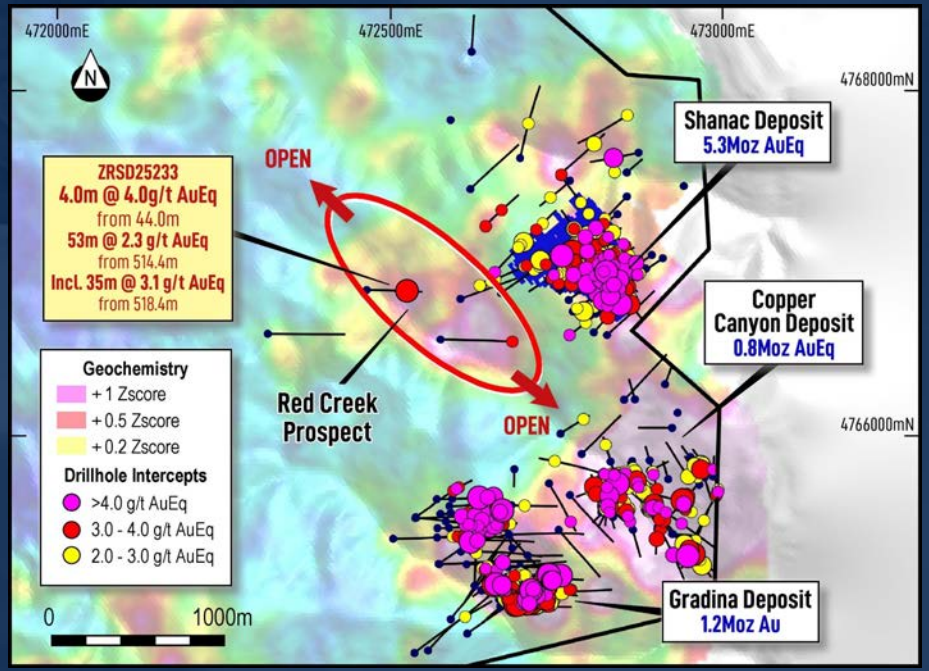

Red Creek, Shanac, Copper Canyon and Gradina Plan View Map.

Medenovac Deposit – Structurally Controlled High-Grade Core

STRICKLAND METALS LIMITED

21Mt @ 1.9g/t AuEq for 1.28Moz AuEq JORC 2012 Inferred Resources[1] .

- 6,800 AuEq OPVM over 150m vertical extent.
- Resources constrained by Sub Level Cave UG mining shapes @ $2,250/oz, >1.0g/t AuEq cut off grade.
- Mineralisation remains open to the north and at depth.

Structurally-controlled high-grade core[2]:

- **97.7m @ 5.1g/t AuEq** from 321.0m (ZRSD21136).
- **50.0m @ 5.6g/t AuEq** from 271.5m (ZRSD24157).
- **43.4m @ 4.6g/t AuEq** from 357.2m (ZRSD24159).

New Kotlovi discovery just 350m to the west[3]:

- **277.3m @ 1.3g/t AuEq** from 337.4m (ZRSD25189).
- **34.9m @ 2.2g/t Au** from 324.2m (ZRSD25206).

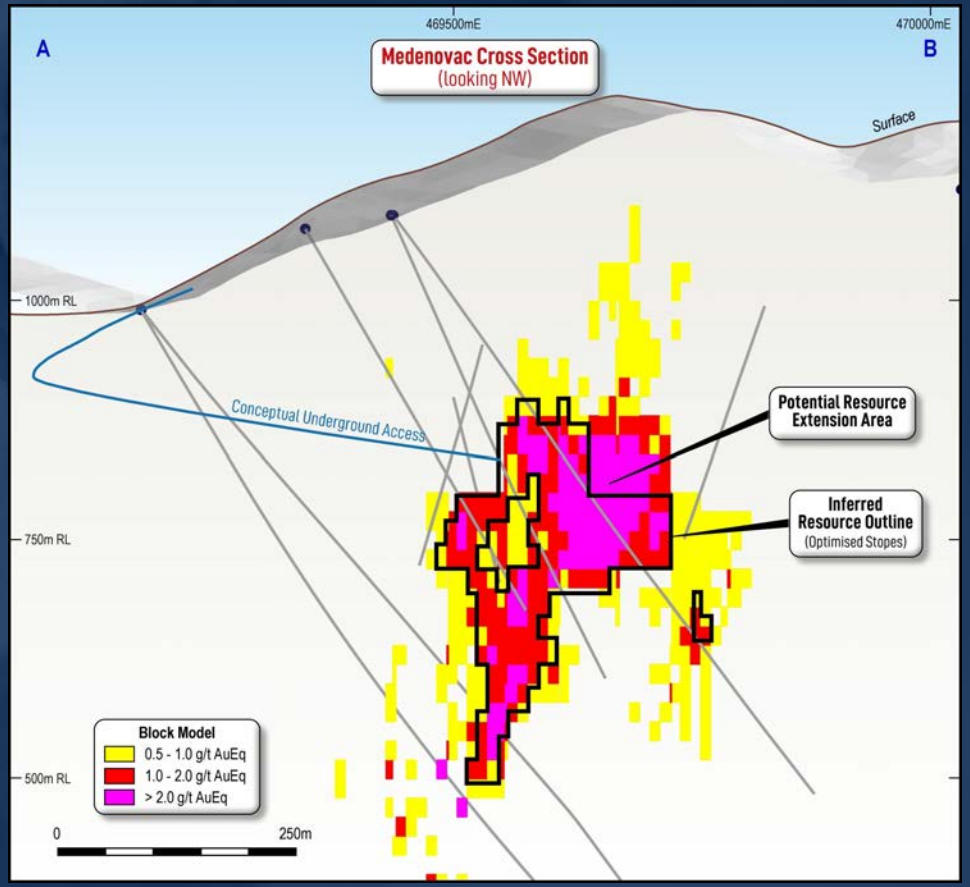

Medenovac cross section view looking north[4]

1. Refer to Appendix 1 for further details.
2. Refer to ASX announcement 17 April 2024, 27 September 2024 and 31 October 2024.
3. Refer to ASX announcement 6 August 2025 and 1 December 2025.
4. Refer to ASX announcement 1 December 2025.

Kotlovi – New Discovery with Growing Mineralisation Footprint

STRICKLAND METALS LIMITED

Significant new discovery with scale potential just 350m west of Medenovac.

- **277.3m @ 1.3g/t AuEq** from 337.4m (ZRSD25189)[1], incl.
- **163.0m @ 1.4g/t Au** from 337.4m, incl.
- **33.5m @ 2.9g/t Au** from 339.4m, and
- **2.0m @ 15.3g/t Au** from 370.9m, and
- **15.1m @ 2.7g/t Au** from 421.0m, and
- **12.0m @ 2.9g/t Au** from 476.4m.

- **15.6m @ 2.0g/t AuEq** from 391.5m (ZRSD24163)[2], and
- **40.3m @ 2.6g/t Au** from 558.1m, incl.
- **12.0m @ 5.7g/t Au** from 584.4m.

- **17.0m @ 3.5g/t AuEq** from 744.7m (ZRSD24158)[2], incl.
- **11.0m @ 4.6g/t AuEq** from 750.7m.

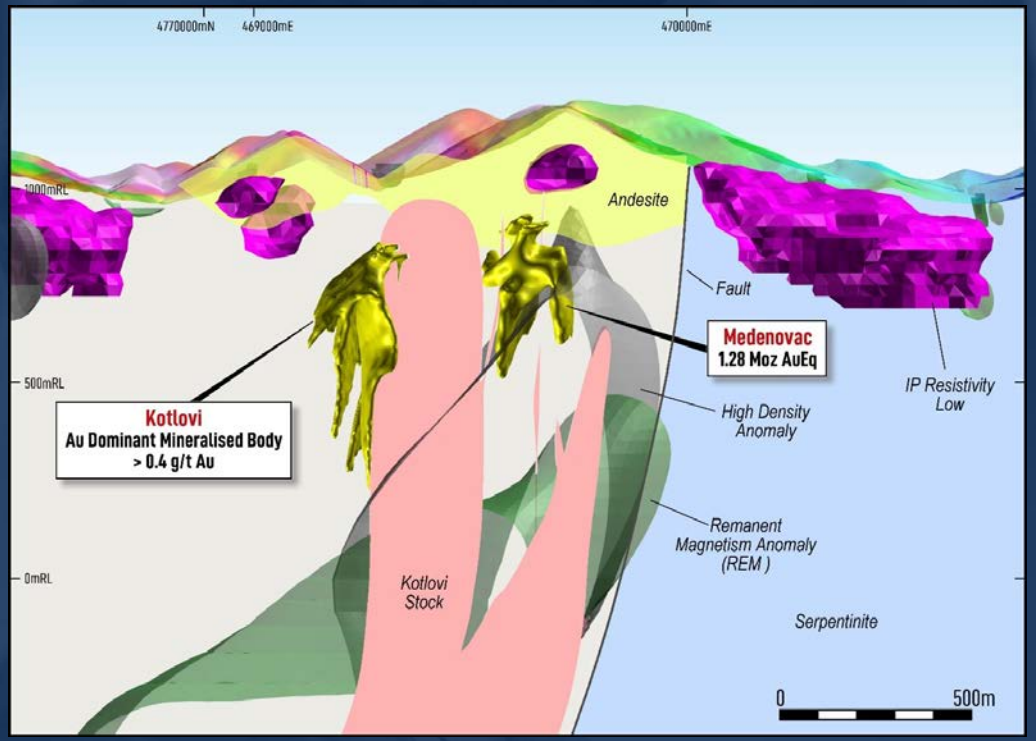

Medenovac to Kotlovi cross section view looking north[4]

1. Refer to ASX announcement 6 August 2025.
2. Refer to ASX announcement 11 November 2024.

Copper Canyon Deposit – Outcropping Copper-Gold

STRICKLAND METALS LIMITED

28Mt @ 0.9g/t AuEq for 0.81Moz Au Eq JORC 2012 Inferred Resources[1]

- Resources constrained by open-pit shell @ US$2,000/oz, 0.4g/t AuEq cut-off, 2.2:1 strip ratio.
- Upper zone of Cu-Au mineralisation up to 150m thick, 0.5g/t Au and 0.5% Cu.[2]
- Au-only mineralisation beneath the Cu-Au zone
  - 38.4m @ 3.7g/t Au from in EOKSC1680[3]
- Mineralisation near surface and open in all directions.
- Improve confidence in CY26

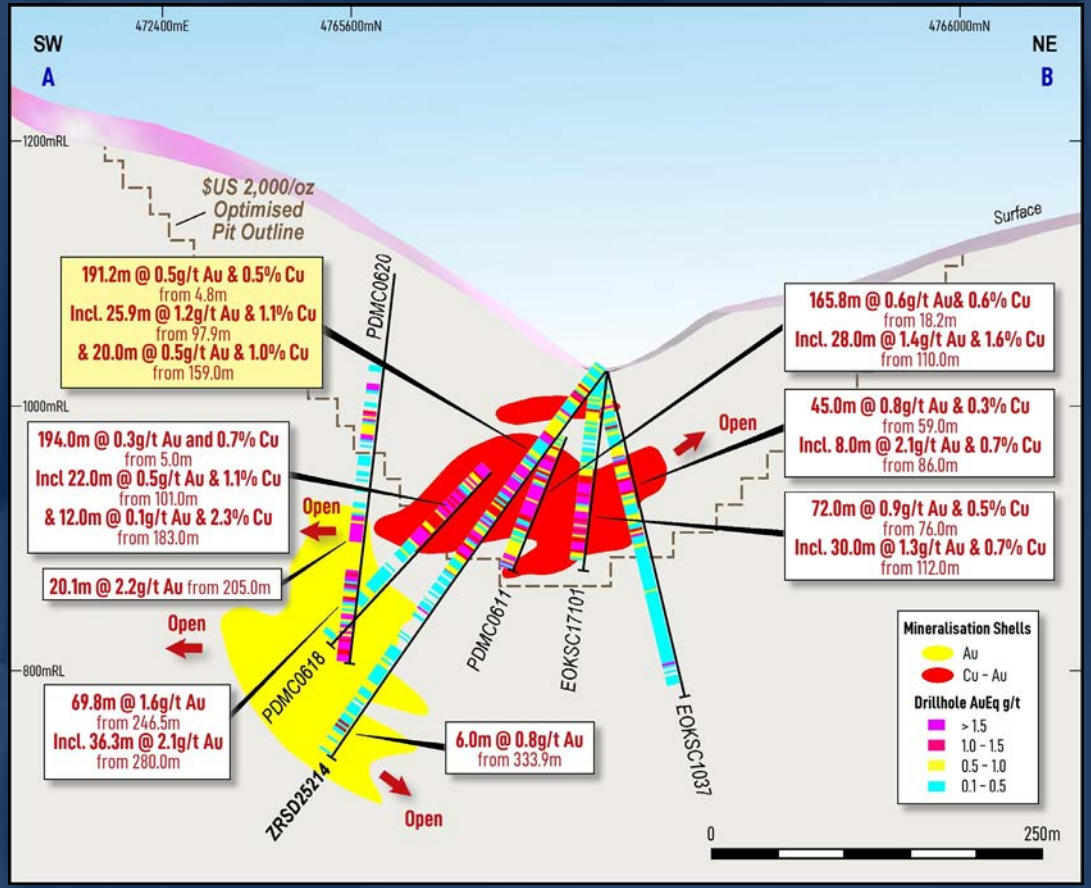

Copper Canyon cross section looking NW[2]

1. Refer to Appendix 1 for further details.
2. Refer to ASX announcement 8 October 2025.
3. Refer to ASX announcement 17 April 2024.

Exploration Upside – An Extensive Portfolio of Targets

STRICKLAND METALS LIMITED

Skarn systems the scale of Rogozna often have a mineralised porphyry in proximity.

Porphyry-related alteration and mineralisation confirmed at Jezerska Reka[1]:

- 493.0m @ 0.1g/t Au from 223.6m (ZRJD24002)

Mineralisation-related structural framework developed in late CY25 with follow up discovery drilling planned in CY26.

Central Porphyry Target Area – covered by younger volcanics - ground geophysics generating multiple additional targets.[2]

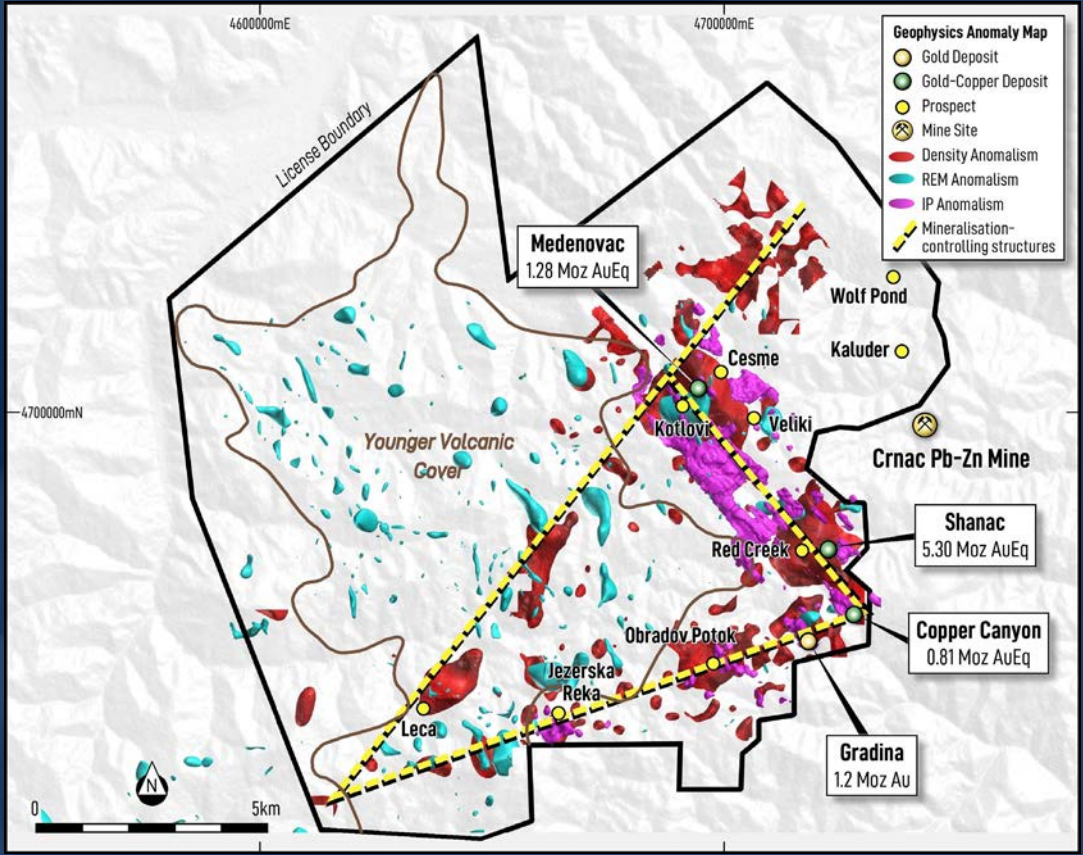

1. Refer to ASX announcement 4 March 2025.
2. Refer to ASX announcements 14 July 2025 and 9 October 2025.

STRICKLAND
METALS LIMITED

Project Development

Key Deliverables for 2026/27

STRICKLAND METALS LIMITED

70,000m Resource and Discovery Drilling at Rogozna in 2026

- **Dec 2025** — 1.2Moz Au Maiden Gradina MRE
- **Q1 2026** — Shanac MRE Update
- **Q1 2026** — PFS Drilling Start
- **Q2 2026** — Resource Growth Drilling
- **Q2 2026** — Internal Scoping Study Completion
- **Q2 2026** — Discovery Drilling
- **Q2 2026** — Porphyry Exploration
- **Q4 2026** — Resource Updates
- **1H 2027** — PFS Delivery

Multiple Mineral Resource updates planned for 2026
8-10 rigs on site to drive regular news-flow
Progressing project and mining studies in parallel for PFS delivery in 1H 2027

Strickland Metals - Primed for Growth

Significant Scale 8.6Moz AuEq[1] Rogozna Project in Serbia.

Clear Focus and exceptional leverage to further discoveries, resource growth and the strong gold price environment.

70,000m of diamond drilling planned for 2026 represents the largest ever annual program undertaken at the Rogozna Project.

Multiple Mineral Resource Estimate (MRE) updates due in 2026, featuring Shanac, Copper Canyon and Gradina.

PFS delivery in 1H 2027 targeting stage one underground development.

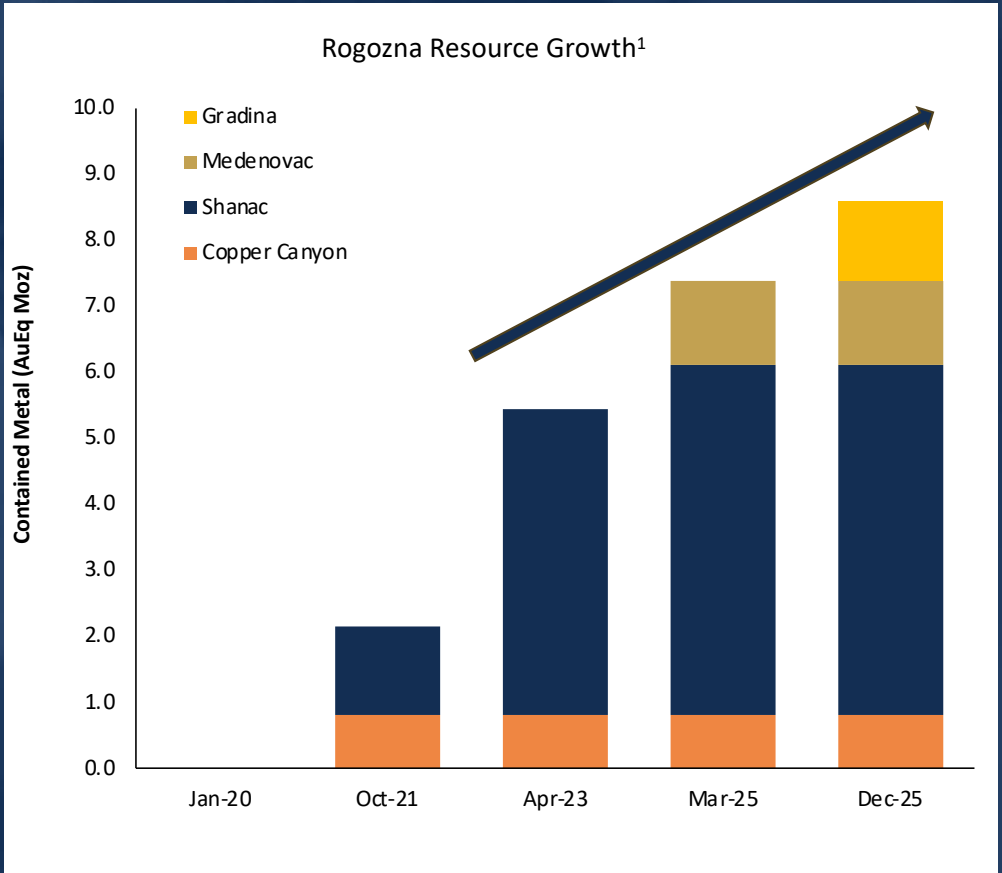

1. Refer to Appendix 1 for further details regarding Rogozna JORC 2012 Inferred Mineral Resource Estimate

STRICKLAND
METALS LIMITED

Mineral Resource & Supporting Information

Appendix 1: Rogozna Inferred Mineral Resource Estimates

STRICKLAND METALS LIMITED

Prospect	Tonnes (Mt)	AuEq (g/t)	Au (g/t)	Cu (%)	Ag (g/t)	Pb (%)	Zn (%)	AuEq (Moz)	Au (Moz)	Cu (kt)	Ag (Moz)	Pb (kt)	Zn (kt)
Gradina (December 2025)[A]	12	3.0	3.0	-	-	-	-	1.2	1.2	-	-	-	-
Medenovac (February 2025)[B]	21	1.9	0.77	0.27	6.3	0.11	1.54	1.28	0.52	57	4.3	23	320
Shanac (March 2025)[B]	150	1.1	0.64	0.12	5.8	0.24	0.34	5.30	3.09	180	28.0	360	510
Copper Canyon (October 2021)[C]	28	0.9	0.40	0.30	-	-	-	0.81	0.36	84	-	-	-
Total[D]	**211**	**1.3**	**0.76**	**0.15**	**4.8**	**0.18**	**0.39**	**8.60**	**5.2**	**321**	**32.3**	**383**	**830**

Table Notes:

A. Gradina (December 2025) estimates include Au equivalent values for consistency with the other Rogozna deposits. The AuEq grade includes only gold grades. Estimates for this deposit reflect a price and metallurgical recovery for gold of $US2,500/oz and 90% respectively on the basis of Strickland's interpretation of potential long term commodity prices and their interpretation of initial metallurgical test work and gives the following formula: Au Equivalent (g/t) = Au (g/t). It is the Company's opinion that the gold included in the metal equivalents calculations has a reasonable potential to be recovered and sold. A 1.5 g/t Au cut-off has been used for the Gradina Mineral Resource Estimate.

B. For Medenovac (February 2025) and Shanac (March 2025) AuEq grade is based on metal prices of gold (US$2,250/oz), copper (US$10,000/t), silver (US$25/oz), lead (US$2,200) and zinc (US$3,000/t) and overall metallurgical recoveries of 80% for these metals. These estimates are based on Strickland's interpretation of potential long term commodity prices and their interpretation of initial metallurgical test work and use the following formula: AuEq (g/t) = Au (g/t) + 1.38 x Cu(%) + 0.011 x Ag (g/t) +0.304 x Pb(%) + 0.413 x Zn(%). It is the Company's opinion that all the elements included in the metal equivalents calculations have a reasonable potential to be recovered and sold. A 1.0 g/t AuEq cut-off has been used for the Medenovac Resource Estimate. A 0.60 g/t AuEq cut-off has been used for the Shanac estimate.

C. For Copper Canyon (October 2021) AuEq grade based on metal prices of gold (US$1,750/oz), copper (US$10,000/t), and metallurgical recoveries of 80% for both metals. These estimates are based on the Company's assumed potential commodity prices and recovery results from initial and ongoing metallurgical test work and use the following formula for Copper Canyon: AuEq (g/t) = Au (g/t) + 1.55 x Cu (%). It is the Company's opinion that all the elements included in the metal equivalents calculations have a reasonable potential to be recovered and sold. A 0.4g/t AuEq cut-off has been used for the Copper Canyon Resource Estimate.

D. Rounding errors are apparent in the summation of total resources.

Please refer to the Company's ASX announcements dated; 10 December 2025 titled: "1.2Moz @ 3.0g/t Gold in Maiden Gradina Mineral Resource Estimate, 27 March 2025 titled: "Shanac Resource Increases to 5.30Moz AuEq, Taking Rogozna to 7.40Moz AuEq", 19 February 2025 titled: "Rogozna Resource Increases by 23% to 6.69Moz AuEq", and 17 April 2024 titled: "Acquisition of the 5.4Moz Au Eq Rogozna Gold Project" for full details regarding the Mineral Resource Estimates.

Appendix 2: Junior Listed ASX Gold Project Summary

STRICKLAND METALS LIMITED

				Reported JORC 2012 Resource								
Project	Company	Exchange	Development Stage	Tonnes (Mt)	Gold Grade (g/t)	Copper Grade (%)	Lead Grade (%)	Zinc Grade (%)	Silver Grade (g/t)	AuEq Grade (g/t)	Contained AuEq (Moz)	Source
Estelle	Nova Minerals	ASX:NVA	PFS/Scoping Complete	1,102	0.30	0.00	0.00	0.00	0.00	0.30	9.9	Annual Report to shareholders 30 June 2025
Rogozna	Strickland Metals	ASX:STK	Approaching PFS	211	0.76	0.15	0.18	0.39	4.80	1.30	8.6	1.2Moz @ 3.0g/t Gold in Maiden Gradina Mineral Resource, 10 Dec 2025
El Guayabo	Challenger Gold	ASX:CEL	Exploration	431	0.37	0.07	0.00	0.00	2.30	0.50	6.9	Ecuador Resource Doubled to 9.1 million ounces AuEq, April 2025 (CEL share 6.9Moz)
Maverick Springs	Sun Silver	ASX:SS1	Approaching PFS	237	0.30	0.00	0.00	0.00	45.50	0.81	6.1	Maverick Springs Resource increased by 59Moz AgEq to 539Moz, 9 Dec 2025
Bankan	Predictive Discovery	ASX:PDI	Feasibility Complete	104	1.66	0.00	0.00	0.00	0.00	1.66	5.5	Quarterly activities report for period ending 30 June 2025
Bullabulling	Minerals 260	ASX:MI6	PFS In Progress	130	1.00	0.00	0.00	0.00	0.00	1.00	4.5	Bullabulling Gold Project Mineral Resource doubles to 4.5Moz, 01 December 2025
Afema	Turaco Gold	ASX:TCG	PFS In Progress	103	1.20	0.00	0.00	0.00	0.00	1.20	4.1	Further Afema resource growth to in-excess of 4moz gold, 30 Oct 2025
Bramaderos	Sunstone Metals	ASX:STM	Exploration	220	0.33	0.10	0.00	0.00	1.16	0.50	3.6	Resource jumps 33% to 3.6Moz AuEq, 24 November 2025
Sturec	MetalsTech	ASX:MTC	PFS In Progress	68	1.22	0.00	0.00	0.00	10.11	1.33	2.9	Quarterly activities/appendix 5B cash flow report, 30 June 2025
Pickle Crow	FireFly Metals	ASX:FFM	Exploration	12	7.20	0.00	0.00	0.00	0.00	7.20	2.8	2024 Annual Report
Minyari	Antipa Minerals	ASX:AZY	PFS/Scoping Complete	48	1.54	0.18	0.00	0.00	0.43	1.76	2.7	Expanded gold-copper discovery and resource extensions at Minyari Dome
Hualilan	Challenger Gold	ASX:CEL	PFS In Progress	61	1.12	0.00	0.06	0.44	5.97	1.38	2.7	Quarterly activities report, 30 June 2025
Katanning	Ausgold	ASX:AUC	Feasibility Complete	69	1.11	0.00	0.00	0.00	0.00	1.11	2.4	Updated Definitive Feasibility Study, 16 December 2025
Bendigo-Ophir	Santana Minerals	ASX:SMI	PFS/Scoping Complete	34	2.09	0.00	0.00	0.00	0.00	2.09	2.3	Quarterly activities & cashflow report, 30 June 2025
Gum Creek	Horizon Gold	ASX:HRN	Feasibility In Progress	38	1.89	0.00	0.00	0.00	0.00	1.89	2.3	Gum Creek Project Gold Resource Update, 4 November 2025
Bau	Besra Gold Inc.	ASX:BEZ	Feasibility In Progress	53	1.34	0.00	0.00	0.00	0.00	1.34	2.3	Updated Mineral Resource Estimate, 21 October 2025
Lady Julie	Magnetic Resources NL	ASX:MAU	Feasibility Complete	39	1.78	0.00	0.00	0.00	0.00	1.78	2.2	Lady Julie Gold Project Exceeds 2.24Moz, January 2026
Youanmi	Rox Resources	ASX:RXL	Construction	12	5.60	0.00	0.00	0.00	0.00	5.60	2.2	Underground resources increased to 2.1moz, July 2025
Apollo Hill	Saturn Metals	ASX:STN	PFS Complete	137	0.51	0.00	0.00	0.00	0.00	0.51	2.2	Apollo Hill Gold resource increases to 2.24moz, July 2025
Kobada	Toubani Resources	ASX:TRE	Construction Planned	78	0.88	0.00	0.00	0.00	0.00	0.88	2.2	Quarterly activities & cashflow report, 30 June 2025
Japa	Tribune Resources	ASX:TBR	Exploration	21	2.65	0.00	0.00	0.00	0.00	2.65	1.8	2025 Annual Report
Woodlark Island	Geopacific Resources	ASX:GPR	Feasibility In Progress	48	1.07	0.00	0.00	0.00	0.00	1.07	1.7	Quarterly activities & cashflow report, 30 June 2025
Tunkillia	Barton Gold Holdings	ASX: BGD	PFS/Scoping Complete	63	0.80	0.00	0.00	0.00	2.80	0.81	1.6	Tunkilla JORC resources grow to 1.6moz gold, 3.1moz silver, March 2025

Appendix 3: ASX Gold Project Resources

STRICKLAND METALS LIMITED

Project	Company	Measured			Indicated			Inferred			Total		
		Tonnes (Mt)	Gold Grade (g/t)	Contained Gold (Moz)	Tonnes (Mt)	Gold Grade (g/t)	Contained Gold (Moz)	Tonnes (Mt)	Gold Grade (g/t)	Contained Gold (Moz)	Tonnes (Mt)	Gold Grade (g/t)	Contained Gold (Moz)
Estelle	Nova Minerals	1	4.10	0.18	323	0.30	3.25	777	0.30	6.46	1,102	0.30	9.89
Bankan	Predictive Discovery	-	-	-	84	1.54	4.15	20	2.15	1.38	104	1.66	5.53
Rogozna	Strickland Metals	-	-	-	-	-	-	211	0.76	5.20	211	0.76	5.20
El Guayabo	Challenger Gold	-	-	-	28	0.35	0.32	403	0.37	4.78	431	0.37	5.13
Bullabulling	Minerals 260	-	-	-	93	1.00	3.00	42	1.10	1.50	130	1.00	4.50
Afema	Turaco Gold	-	-	-	56	1.20	2.16	47	1.20	1.90	103	1.20	4.06
Katanning	Ausgold	42	1.14	1.53	21	1.02	0.69	6	1.16	0.22	69	1.11	3.04
Pickle Crow	FireFly Metals	-	-	-	-	-	-	12	7.20	2.75	12	7.20	2.75
Sturec	MetalsTech	25	1.46	1.16	12	1.15	0.45	31	1.07	1.08	68	1.22	2.69
Bendigo-Ophir	Santana Minerals	-	-	-	22	2.30	1.60	13	1.80	0.73	34	2.09	2.34
Bramaderos	Sunstone Metals	-	-	-	40	0.38	0.49	190	0.32	1.95	220	0.33	2.33
Minyari	Antipa Minerals	-	-	-	32	1.60	1.67	15	1.42	0.70	48	1.54	2.32
Gum Creek	Horizon Gold	-	-	-	27	1.90	1.63	11	1.86	0.67	38	1.89	2.30
Maverick Springs	Sun Silver	-	-	-	-	-	-	237	0.30	2.29	237	0.30	2.29
Bau	Besra Gold Inc.	4	1.68	0.21	9	1.67	0.47	41	1.24	1.61	53	1.34	2.28
Lady Julie	Magnetic Resources NL	-	-	-	31	1.80	1.81	8	1.68	0.43	39	1.78	2.24
Apollo Hill	Saturn Metals	5	0.54	0.08	107	0.51	1.75	25	0.51	0.40	137	0.51	2.24
Kobada	Toubani Resources	-	-	-	71	0.87	1.99	7	0.97	0.21	78	0.88	2.20
Youanmi	Rox Resources	-	-	-	8	6.00	1.55	4	4.70	0.62	12	5.60	2.17
Hualilan	Challenger Gold	-	-	-	48	1.05	1.64	12	1.32	0.53	61	1.12	2.16
Japa	Tribune Resources	-	-	-	5	2.60	0.39	16	2.70	1.42	21	2.65	1.81
Woodlark Island	Geopacific Resources	2	3.00	0.22	39	0.98	1.24	6	0.98	0.21	48	1.07	1.66
Tunkillia	Barton Gold Holdings	-	-	-	31	0.90	0.90	32	0.69	0.72	63	0.80	1.61

Mineral Resources are reported in accordance with JORC 2012 requirements.

Appendix 4: Junior Listed TSX Gold Project Summary

STRICKLAND METALS LIMITED

				Reported Mineral Resource								
Project	Company	Exchange	Development Stage	Tonnes (Mt)	Gold Grade (g/t)	Copper Grade (%)	Lead Grade (%)	Zinc Grade (%)	Silver Grade (g/t)	AuEq Grade (g/t)	Contained AuEq (Moz)	Source
Titiribi	GoldMining Inc.	TSX:GOLD	Exploration	676	0.40	0.09	0.00	0.00	0.00	0.53	11.5	GoldMining Inc. 2024 Annual Report
Whistler	GoldMining Inc.	TSX:GOLD	Advancing PFS	493	0.46	0.12	0.00	0.00	1.93	0.65	10.2	2024 Annual Report (GoldMining Inc. have 81% interest in Whistler Project Resource)
Volta Grande	Belo Sun Mining Corp	TSX:BSX	Prefeasibility/Scoping	196	0.96	0.00	0.00	0.00	0.00	0.96	6.1	Belo Sun 2024 Annual Report
Springpole	First Mining Gold Corp.	TSX:FF	Feasibility In Progress	255	0.68	0.00	0.00	0.00	4.22	0.73	6.0	NI 43-101 Technical report and Pre-feasibility Study, 22 Dec 2025
Rovina Valley	Euro Sun Mining Inc.	TSX:ESM	Feasibility	245	0.42	0.17	0.00	0.00	0.00	0.65	5.1	Management Discussion and Analysis 30 June 2025
Colomac	STLLR Gold Inc.	TSX:STLR	Prefeasibility/Scoping	95	1.67	0.00	0.00	0.00	0.00	1.67	5.1	STLLR Gold 2024 Annual Report
Black Pine	Liberty Gold Corp.	TSX:LGD	Feasibility	500	0.30	0.00	0.00	0.00	0.00	0.30	4.8	Preliminary Feasibility Study for Black Pine Oxide Gold Project, 10 October 2024
Fenelon and Martiniere	Wallbridge Mining Company	TSX:WM	Prefeasibility/Scoping	39	3.33	0.00	0.00	0.00	0.00	3.33	4.1	NI 43-101 Technical report and Preliminary economic assessment, 27 March 2025
Ixtaca*	Almaden Minerals	TSX:AMM	Feasibility	165	0.46	0.00	0.00	0.00	24.82	0.73	3.9	Revised annual report on form 20-F, 28 Sept 2023
Aremu-Oko	G2 Goldfields Inc.	TSX:GTWO	Prefeasibility/Scoping	34	3.28	0.00	0.00	0.00	0.00	3.28	3.5	Maiden PEA for the High-Grade Oko Gold Project, 18 Dec 2025
Taguas	Orvana Minerals Corp.	TSX:ORV	Prefeasibility/Scoping	140	0.32	0.14	0.00	0.00	10.31	0.63	2.8	2024 Annual Report
La Mina	GoldMining Inc.	TSX:GOLD	Prefeasibility/Scoping	90	0.64	0.17	0.00	0.00	2.23	0.90	2.6	GoldMining Inc. 2024 Annual Report
Crucero	GoldMining Inc.	TSX:GOLD	Exploration	66	1.00	0.00	0.00	0.00	0.00	1.00	2.1	GoldMining Inc. 2024 Annual Report
Eau Claire	Fury Gold Mines	TSX:FURY	Prefeasibility/Scoping	12	4.95	0.00	0.00	0.00	0.00	4.95	1.9	Fury Gold Mines 2024 Annual Report
Cabacal	Meridian Mining UK Societas	TSX:MNO	Prefeasibility/Scoping	52	0.55	0.40	0.00	0.00	1.50	1.11	1.9	Cabacal NI 43-101 Technical Report and Pre-feasibility study, 10 March 2025
Yellowknife	GoldMining Inc.	TSX:GOLD	Exploration	23	2.39	0.00	0.00	0.00	0.00	2.39	1.8	GoldMining Inc. 2024 Annual Report
Bralorne	Talisker Resources	TSX:TSK	Construction Started	8	6.36	0.00	0.00	0.00	0.00	6.36	1.7	Bralorne NI 43-101 Technical Report, 10 March 2023

* Mineral Resource estimate is reported in accordance with S-K 1300 requirements. All other resource estimates are reported in accordance with NI 43-101 requirements.

Appendix 5: TSX Gold Project Resources

STRICKLAND METALS LIMITED

		Measured			Indicated			Inferred			Total		
Project	Company	Tonnes (Mt)	Gold Grade (g/t)	Contained Gold (Moz)	Tonnes (Mt)	Gold Grade (g/t)	Contained Gold (Moz)	Tonnes (Mt)	Gold Grade (g/t)	Contained Gold (Moz)	Tonnes (Mt)	Gold Grade (g/t)	Contained Gold (Moz)
Titiribi	GoldMining Inc.	85	0.39	1.06	350	0.40	4.49	242	0.41	3.16	676	0.40	8.71
Whistler	GoldMining Inc.	-	-	-	294	0.42	3.93	198	0.52	3.31	493	0.46	7.24
Volta Grande	Belo Sun Mining Corp	44	1.07	1.51	113	0.95	3.44	40	0.90	1.15	196	0.96	6.11
Springpole	First Mining Gold Corp.	-	-	-	191	0.78	4.79	64	0.38	0.78	255	0.68	5.60
Colomac	STLLR Gold Inc.	-	-	-	70	1.50	3.39	24	2.17	1.70	95	1.67	5.09
Black Pine	Liberty Gold Corp.	-	-	-	403	0.32	4.16	98	0.23	0.71	500	0.30	4.88
Fenelon and Martiniere	Wallbridge Mining Company	-	-	-	20	3.30	2.10	19	3.35	2.04	39	3.33	4.14
Rovina Valley	Euro Sun Mining Inc.	62	0.49	0.99	183	0.39	2.28	-	-	-	245	0.42	3.27
Aremu-Oko	G2 Goldfields Inc.	-	-	-	16	3.24	1.62	18	3.31	1.91	34	3.28	3.53
Ixtaca*	Almaden Minerals Ltd.	-	-	-	-	-	-	-	-	-	165	0.46	2.42
Crucero	GoldMining Inc.	-	-	-	31	1.01	0.99	36	1.00	1.15	66	1.00	2.14
Eau Claire	Fury Gold Mines Limited	2	5.67	0.29	5	5.64	0.87	5	4.13	0.72	12	4.95	1.88
La Mina	GoldMining Inc.	-	-	-	34	0.73	0.79	56	0.58	1.05	90	0.64	1.84
Yellowknife	GoldMining Inc.	1	2.12	0.08	13	2.35	0.98	9	2.47	0.74	23	2.39	1.80
Bralorne	Talisker Resources Ltd.	-	-	-	0	8.85	0.03	8	6.32	1.63	8	6.36	1.67
Taguas	Orvana Minerals Corp.	-	-	-	39	0.37	0.47	98	0.30	0.94	138	0.32	1.40
Cabacal	Meridian Mining UK Societas	44	0.59	0.83	8	0.28	0.07	0	0.96	0.01	52	0.55	0.91

* Mineral Resource estimate is reported in accordance with S-K 1300 requirements. All other resource estimates are reported in accordance with NI 43-101 requirements.

Competent Persons Statement & Gold Equivalent Calculations

STRICKLAND METALS LIMITED

Gold Equivalent Calculations (Rogozna Project)

Gold Equivalent calculations for exploration results withing this presentation are based on the following metal prices;

For Gradina, The AuEq grade includes only gold grades. Estimates for this deposit reflect a price and metallurgical recovery for gold of $US2,500/oz and 90%.

For Shanac, Medenovac Kotlovi and Red Creek (US$2,250/oz), copper (US$10,000/t), silver (US$25/oz), lead (US$2,200/t), zinc (US$3,000/t), and metallurgical recoveries of 80% for all metals.

For Copper Canyon AuEq grade based on metal prices of gold (US$1,750/oz), copper (US$10,000/t), and metallurgical recoveries of 80% for both metals.

For Shanac, Medenovac Kotlovi and Red Creek the formula used for the AuEq is Au (g/t) + 1.38 x Cu(%) + 0.011 x Ag (g/t) +0.304 x Pb(%) + 0.413 x Zn(%).

For Copper Canyon the formula used for AuEq is Au (g/t) + 1.55 x Cu (%).

The Company considers that all metals have reasonable prospects of being recovered and sold.

Competent Persons Statement

The information in this presentation that relates to Exploration Results and Mineral Resources has been extracted from various STK ASX announcements and are available to view on the STK website at www.stricklandmetals.com.au or through the ASX website at www.asx.com.au (using ticker code "STK").

The Company confirms that it is not aware of any new information or data that materially affects the information included in the original market announcement and that all material assumptions and technical parameters underpinning the Mineral Resource Estimates in the relevant market announcement continue to apply and have not materially changed. The Company confirms that the form and context in which the Competent Person's findings are presented have not been materially modified from the original market announcement.

STRICKLAND
METALS LIMITED

Paul L'Herpiniere, Managing Director
info@stricklandmetals.com.au
+61 8 6317 9875